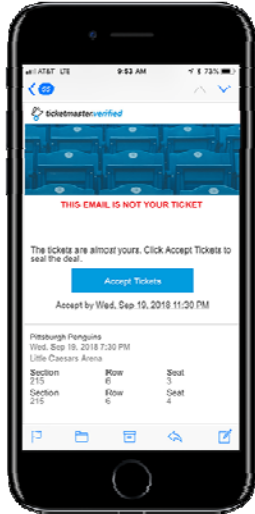


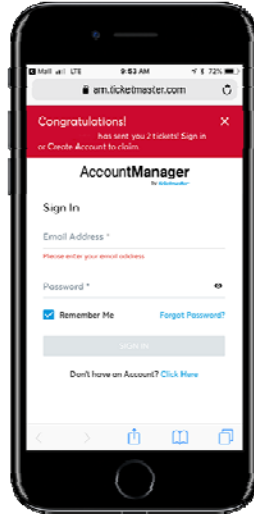


# ACCEPTING YOUR TICKETS

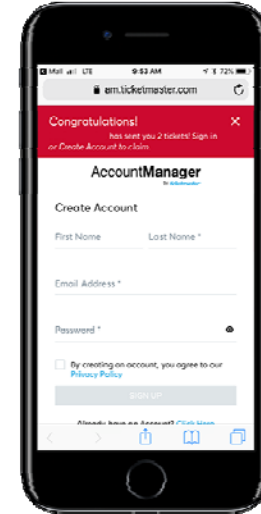
QUESTIONS?  
Call 313.471.7575



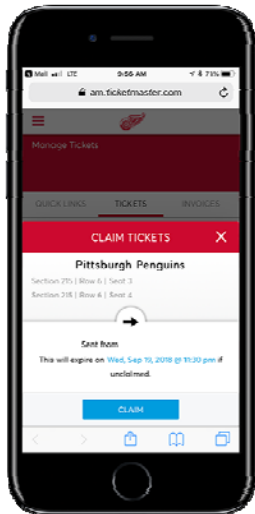
1. Tap the “Accept Tickets” button. If the tickets were transferred via text message or a personal email, tap the hyperlink in the message.



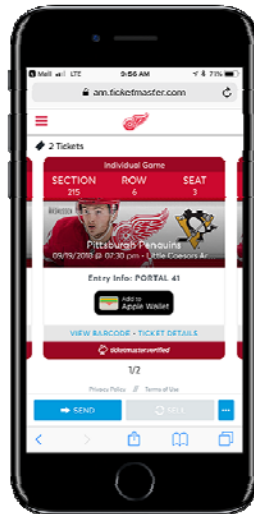
2. Sign in with your Detroit Red Wings Account Manager. **Please Note: This is different than your Ticketmaster.com account.**



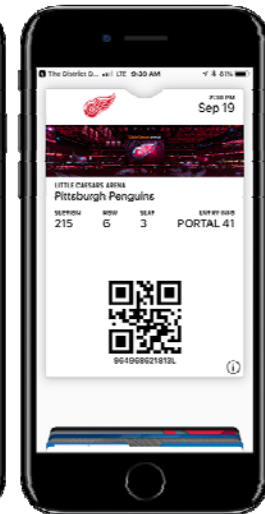
3. If you do not already have an account, you can create an account by entering your information.



4. Once logged in, tap the “Claim” button to accept your tickets.



5. Your tickets are now in your account! Tap “View Barcode” to display the QR code that you will present for entry. **We encourage you to add your tickets to your mobile wallet before arriving.**



6. Present the QR code for scanning at entry using either your mobile browser by visiting [DetroitRedWings.com/MyAccount](http://DetroitRedWings.com/MyAccount) or accessing your mobile wallet.